

## Why You Should Get the PMP®

### The PMP Sets the Global Standard

Earning your Project Management Professional (PMP)® certification opens the door to a world of opportunities. It provides the professional credibility to aim higher and earn more. Discover the benefits of earning the PMP.

Apply for PMP Certification

Login or Create Your Account.

Continue

## Top Reasons to Earn Your PMP® Certification

# Top Reasons to Earn Your PMP® Certification

## Earn More

It's a fact—in most industries and locations worldwide, you earn more as a PMP certified project leader.

*The PMI Earning Power: Project Management Survey—Twelfth Edition (2021)* reports that PMP-certified respondents in 40 countries make an average of 16% more than their non-certified counterparts. This percentage increases 32% for PMP holders in the U.S.

In addition to a one-time salary increase, 22% of respondents report an increase of at least 5% over the year.



**↑32% higher**

Median salary for PMP holders in the U.S. (and 16% higher globally) than those without certification.

Source: [Earning Power: Project Management Salary Survey - Twelfth Edition](#).

## U.S. median salaries based on number of years of having a PMP



## Expand Your Career Opportunities

Organizations across the globe look for PMP-certification. Some even require it as a pre-requisite.

Why? Because the PMP is a world-renowned certification that verifies valuable experience in leading and directing projects. And it opens doors to better jobs and projects.

So, add the PMP behind your name and put yourself in high demand.

Created by project professionals for project leaders, the PMP validates that you have the project management skills employers need. The demand for skilled project managers increases every day. So, increase your marketability and see what exciting opportunities await you with the PMP certification.



25M new project management employees needed to meet global talent demands by 2030 with 2.3 million annual job openings.

## Tap Into a Growing Community

Earning your PMP means joining a global community that empowers you to:

- Network with the best in your field
- Seek insight from professionals facing similar challenges
- Find mentors and peers who help you thrive

Joining our elite community also provides opportunities to:

- Become a [PMI member](#)
- Join a local [PMI chapter](#)
- Attend [PMI trainings](#) around the world

Through these community engagements, you'll get valuable insight from our resources and other PMP certified professionals. And as you grow with our community, you could even mentor fellow professionals yourself.

Now it's **your** time. Invest in yourself and take your career to the next level with PMP certification.

 **1,400,000**

PMP certification holders worldwide.

## How to Apply for the PMP®

### Your Certification Journey Starts with Your Application

Learn how to complete your application in just 3 steps. Show that you've got what it takes to get your Project Management Professional (PMP)® certification.

Apply for PMP Certification

Login or Create Your Account.

Continue

# 3 Steps to Apply for the PMP Exam

## 1 Confirm You're Eligible

The first step is confirming that you have the education, training, and on-the-job experience to qualify for the PMP exam. So, before you apply for the exam, make sure you meet one of the following sets of criteria:


### Four-Year College / University Degree

- 36 months of experience leading projects within the past eight years
- 35 hours of project management education/training or [CAPM® certification](#)

— or —

### High School or Secondary School Diploma

- 60 months of experience leading projects within the past eight years
- 35 hours of project management education/training or [CAPM® certification](#)



## 2

## Gather Your Info


Document your experience related to past projects and training. Below are some examples to help guide you through your documentation process:

### Projects You've Led

- Where you've worked
- Your role and responsibilities
- Duration of projects

### Training You've Completed

- Institutions attended
- Courses completed
- Qualifying hours





# 3

## Complete and Submit Your PMP Application


Kick things off and set up your PMI account by [registering](#) right now or [when you apply](#).

### Tips for a Smooth Application Process:


- Learn about [prep tools and tips](#) 📄 to help make your journey to PMP certification smooth.
- Have your project management experience and training info (Step Two) ready to go.
- Take your time. The application is save-as-you-go, so you can take a break if needed.
- Remember to register a PMI.org user account before moving forward with your application.

### Ready to Get Started?

[Apply for the PMP](#)



## What's Next?



### Your Application is Accepted, Congratulations!

Once you verify your acceptance, you'll be ready to pay your exam fee:

**Member: \$405.00**

**Non-Member: \$575.00**

[Become a Member](#)



### What To Do in the Event of an Eligibility Audit

If randomly chosen for an audit, you must provide the following to confirm your eligibility:

- Copy of Degree
- Verification of Experience signed by supervisor
- Certificate or Proof of 35 hours of project management training



### Schedule Your Exam

After you pay, you can schedule your exam. Below are some helpful details about exam scheduling:

- You can take your exam at a Pearson Vue Testing Center (recommended) or securely online\*
- You may attempt the exam up to three times in one year if you don't pass

THANK YOU

QUESTIONS & ANSWERS